

RatingsDirect®

Sagicor Financial Co. Ltd.

Primary Credit Analyst:

Cynthia Cohen Freue, Buenos Aires + 54 11 4891 2161; cynthia.cohenfreue@spglobal.com

Secondary Contact:

Sergio A Garibian, Sao Paulo + 55 11 3039 9749; sergio.garibian@spglobal.com

Table Of Contents

Credit Highlights

Outlook

Assumptions

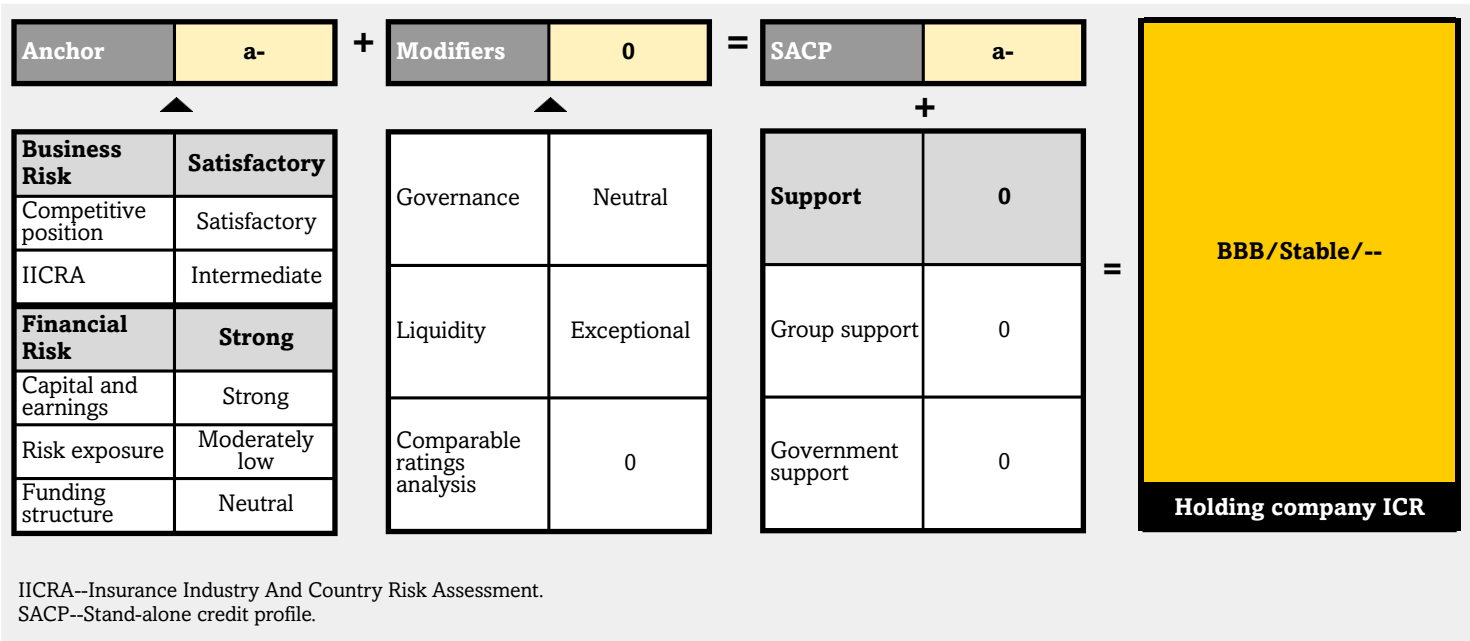
Business Risk Profile

Financial Risk Profile

Other Credit Considerations

Related Criteria

Sagicor Financial Co. Ltd.



Credit Highlights

Overview	
Key strengths	Key risks
High capital base and liquidity buffers, and improved profitability prospects.	Operations partially based in low-rated jurisdictions with higher operational and regulatory risks.
Ample geographic and business diversification, bolstered by the recently approved acquisition of Ivari.	Rapid business growth could pressure capital adequacy.

We believe the acquisition of Canadian life insurer Ivari (which the company stylizes as ivari) will widen the geographic and business diversification of Sagicor Financial Co. Ltd. (SFC) and support revenue stability. We expect the acquisition to lower SFC's overall economic, regulatory, and operating risks, because the Canadian life insurance sector benefits from lower country and industry risks than those in the Caribbean and even in the U.S. Roughly two-thirds of the group's premiums would be underwritten in Canada and the U.S. while the rest would be underwritten in the Caribbean.

We expect the group's geographic and business diversification will increase, because Ivari operates in Canada and underwrites mostly universal and traditional life insurance policies. However, the offsetting factor will be SFC's overall lower competitive advantage, because about 72% of its insurance underwriting would be done in Canada and the U.S. SFC is still a small player in these markets, the brand is relatively new, and it will mostly use noncontrolled channels to sell its products.

We expect SFC to continue to look for growth opportunities in the next several years. The group has significant capital to deploy due to its consistent ability to generate profits and the large capital injection it obtained after the close of the

combination transaction agreement with Alignvest Acquisition II Corp., a special purpose acquisition company that raised \$450 million in the Canadian markets.

We expect SFC's debt will remain manageable once the purchase of Ivori closes. We anticipate the group's financial leverage ratio will remain about 30% after SFC raises additional debt to finance part of the acquisition and consolidates Ivori. In addition, we believe rising earnings will continue to allow the group to service its debt comfortably.

Outlook

The stable outlook reflects our expectation that SFC will maintain stable debt and total adjusted capital (TAC) above our 'AAA' benchmark in the next two years. We also expect SFC to continue benefiting from dividends from multiple subsidiaries, based in different regulatory jurisdictions, to meet its financial needs.

Downside scenario

We could lower the ratings in the next 24 months if the group's TAC falls and remains below our 'AAA' benchmark. This could happen if, for example, SFC experiences unexpected growth, leading to higher risk-based capital requirements, lower loss-absorbing capital, or a combination of both. We would also lower the ratings if the group's financial leverage ratio increases above 40% or if its exposure to high-risk sovereigns or other exposures exceed our expectations.

Upside scenario

We consider an upgrade of SFC to be unlikely in the next two years because we believe the acquired businesses will take time to integrate, and we already capture the geographic diversification in the current rating. Over the longer term, an upgrade is possible if the group's results consistently exceed our expectations, it focuses on its existing businesses, there are no additional acquisitions, and it maintains its conservative strategy and TAC well above our 'AAA' benchmark.

Assumptions

- U.S. real GDP growth of about 3.3% in 2023 and 1.3% in 2024, and Canada real GDP growth of about 1.2% in 2023 and 2024
- U.S. average unemployment rate of 3.6% in 2023 and 4.1% in 2024, and Canada average unemployment rate of 5.4% in 2023 and 6.0% in 2024
- U.S. core Consumer Price Index (CPI) growth of 4.7% in 2023 and 2.6% in 2024, and Canada core CPI growth of 3.7% in 2023 and 2.4% in 2024
- Interest rates likely to stay elevated into 2024 and hard market conditions in short-tail lines to prevail

Sagicor Financial Co. Ltd.--Key metrics

(Mil. \$)	--Year-end Dec. 31--					
	2024e	2023e	2022a	2021a	2020a	2019a
Total invested assets	18,500-19,000	17,000-18,000	9,546	9,041	7,885	7,336

Sagicor Financial Co. Ltd.--Key metrics (cont.)

(Mil. \$)	--Year-end Dec. 31--					
	2024e	2023e	2022a	2021a	2020a	2019a
Total shareholder equity	2,600-2,800	2,400-2,500	1,503	1,666	1,658	1,750
Gross premium written	2,600-2,700	2,500-2,600	2,160	1,817	1,502	1,323
Net income (attributable to all shareholders)	230-250	210-220	170	196	-15	104
Return on revenue (%)	13.0-13.5	12.0-12.5	12	13	4	11
Return on assets (excluding investment gains/losses) (%)	2.3-2.5	2.6-2.9	3.03	3.39	0.88	2.83
Return on shareholders' equity (%)	8.0-9.0	9.0-10.0	10.70	11.82	-0.89	7.18
EBITDA fixed-charge coverage (x)	8.1-8.3	10.0-10.2	8.42	7.60	2.50	5.56

a--Actual. e--Estimate. Source: S&P Global Ratings.

Business Risk Profile

SFC faces diverse economic, regulatory, and other operational risks in each of the countries where it has insurance operations. We base our assessment of these risks on our insurance industry and country risk assessments on the life, pension, and health sectors in the countries where the group operates.

The group has been rapidly growing its underwriting of insurance policies in the U.S. life market in the last few years, taking advantage of the healthy demand for life and retirement products and competitive interest rates in the multiyear guarantee annuity segment. Thus, gross premium written (GPW) in the U.S. now represents at least 42% of SFC's total underwriting, and we expect this share to continue growing in 2024-2025. However, SFC is still a small player in the U.S. and mostly uses noncontrolled channels to sell its products.

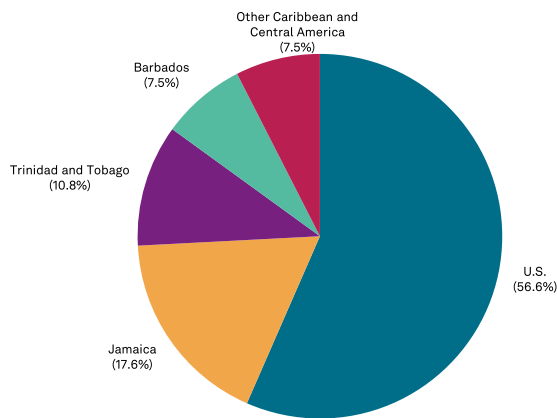
With the recent acquisition of Ivari, the group's exposure to Canada represents about 26% of GPW. Ivari is a middle-market insurer in Canada with an over 90 year history. It provides insurance and investment products and services to middle-market customers in Canada. The company offers predominantly universal life and term insurance.

The group's subsidiaries operating in the Caribbean provide the remaining premium, mostly in Jamaica, Trinidad and Tobago, and Barbados. In our view, the U.S. and Canada life insurance markets face lower country and insurance risks than those in the Caribbean. SFC benefits from solid brand recognition and has maintained strong relationships with policyholders and dealers over decades in the Caribbean, where it retains dominant market positions.

The group has healthy income diversification by business line and region because it operates in 21 countries across the Caribbean, Canada, and the U.S., providing life, health, and property/casualty insurance, annuities, and pension products to individuals and groups. In addition, Sagicor's commercial and investment banking operations, asset management, trading, and wealth management in Jamaica and the Cayman Islands diversify its revenue.

Chart 1

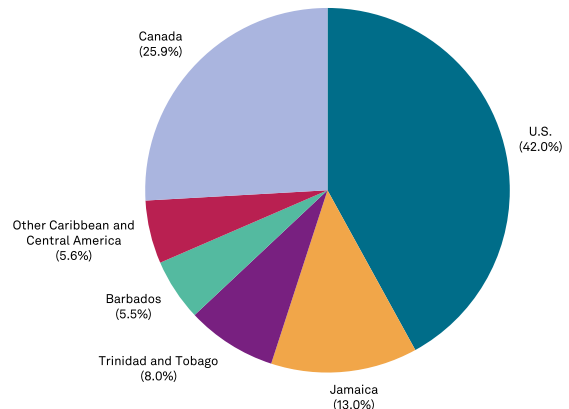
Sagicor Group's premiums by geography (excluding Ivori)
As of December 2022



Segments may not total 100% due to rounding. Source: SFC.
Copyright © 2023 by Standard & Poor's Financial Services LLC. All rights reserved.

Chart 2

Sagicor Group's premiums by geography (including Ivori)
As of December 2022



Source: SFC.
Copyright © 2023 by Standard & Poor's Financial Services LLC. All rights reserved.

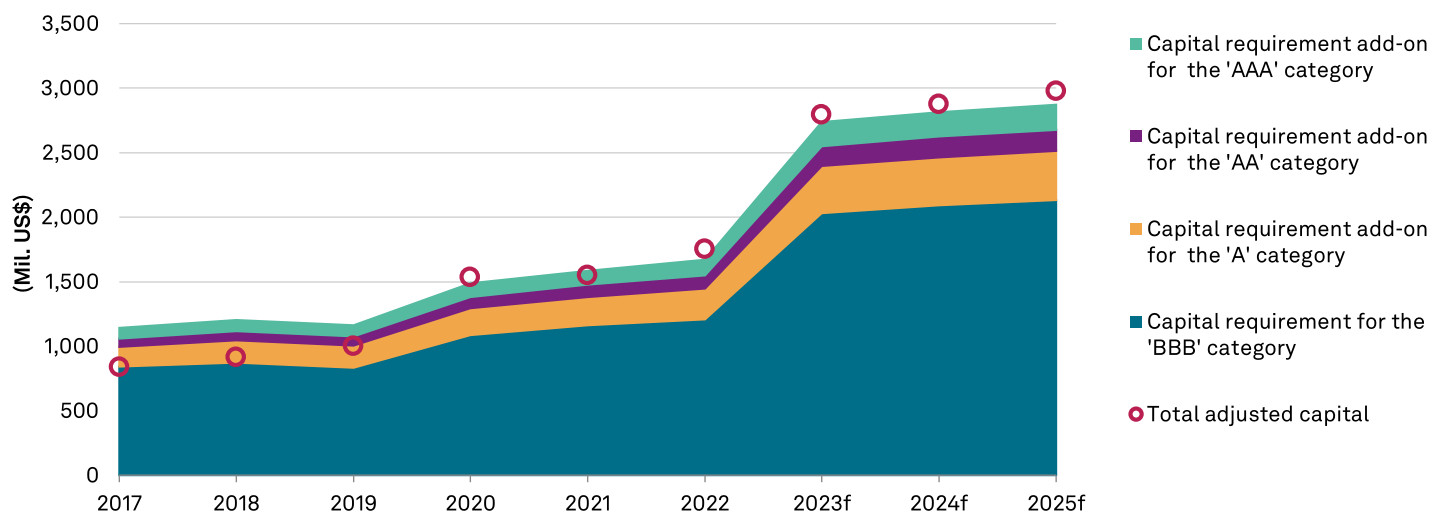
Sagicor's sound capitalization and liquidity, along with its business and geographic diversification, have enabled it to adequately absorb shocks, like the pandemic-induced lockdowns and strains on the global economy. The group's earnings capability has been recovering, principally thanks to sound underwriting in the U.S., the stabilization of morbidity and mortality trends, and the rebound of investment income. We expect the group's focus on efficient growth and conservative underwriting will lead to a return on equity on 9.5% this year, compared to 10.7% in 2022, 11.8% in 2021, and negative 0.9% in 2020.

Financial Risk Profile

SFC has been improving its capitalization thanks to its sound earnings and low dividend payouts. We project that with the incorporation of Ivori, SFC's TAC will be above our 'AAA' benchmark in 2023-2024. We consider Ivori to be well-capitalized because it operates under Canada's conservative regulations, and its investment portfolio mainly consists of Canadian highly rated fixed-income securities.

Chart 3

Sagicor Group's total adjusted capital versus capital requirements



f--Forecast. Source: S&P Global Ratings.

Copyright © 2023 by Standard & Poor's Financial Services LLC. All rights reserved.

We expect the group will continue deploying capital in new businesses during the next several years. We anticipate this will be through continued internal growth in the U.S., Jamaica, Trinidad and Tobago, and Barbados, and by continuing to search for new external growth opportunities, which could pressure its capitalization beyond our expectations.

The lengthy regulatory and legal approval process for SFC to acquire the insurance portfolios of Colonial Life Insurance Co. (Trinidad) Ltd. and British American Insurance Co. (Trinidad) may conclude by 2025. If the acquisitions close, they will pressure the group's capitalization while SFC incorporates the new assets and liabilities.

SFC benefits from good investment and insurance portfolio diversification because it holds mostly life, pension, and health businesses in the U.S., Canada, and many countries in the Caribbean. The group's investment portfolio mostly consists of securities issued by local governments, corporates, and financial institutions, while direct exposure to equities remains very limited. Moreover, we believe the insurer has adequate risk controls and proactively manages risk exposures.

We expect SFC's financial leverage ratio to remain manageable at about 30% in 2023-2024 (from 35.5% in 2022 and 33% in 2021) as the group's capital continues to grow following strong earnings. This will continue to allow the group to service its debt comfortably, with a fixed-charge coverage ratio above 7x in 2023-2025.

Other Credit Considerations

Governance

Sagicor and its operating subsidiaries have adequate governance standards, in our view. The group has a record of diligent strategic planning, resulting in satisfactory financial and operational results in recent years. Management and the board of directors focus on business sustainability by establishing relationships with distribution partners and clients.

The group has a well-defined enterprise risk management model that includes a clear risk appetite framework for each material risk exposure the companies face. We expect Sagicor's business strategy and risk appetite will remain stable, focusing on markets and products where the group has a track record.

Liquidity

SFC has consistently maintained excellent liquidity ratios in recent years because of the strength of its available liquidity sources and its asset portfolio of highly liquid and marketable securities. We expect SFC's liquidity to remain adequate and to be sufficient to cover its financial obligations.

In addition, we believe SFC benefits from more diverse sources of dividends from its various regulated operating subsidiaries. Moreover, SFC has a \$125 million revolving credit facility that's currently undrawn, providing further flexibility. We don't think debt covenants represent a burden to the company's liquidity position.

Factors specific to the holding company

We rate SFC, the ultimate parent, two notches below Sagicor's group credit profile because of the holding company's structural subordination to the policyholder obligations of the group's operating companies. We expect the group will continue to benefit from dividends from its different regulated operating subsidiaries. The issue-level rating on SFC's \$550 million senior unsecured notes due in 2028 is the same as the issuer credit rating on SFC because of the notes' seniority.

Environmental, social, and governance

Environmental, social, and governance factors have no material influence on our credit rating analysis of SFC.

Related Criteria

- General Criteria: Environmental, Social, And Governance Principles In Credit Ratings, Oct. 10, 2021
- General Criteria: Group Rating Methodology, July 1, 2019
- Criteria | Insurance | General: Insurers Rating Methodology, July 1, 2019
- General Criteria: Ratings Above The Sovereign--Corporate And Government Ratings: Methodology And Assumptions, Nov. 19, 2013
- General Criteria: Principles Of Credit Ratings, Feb. 16, 2011
- Criteria | Insurance | General: Refined Methodology And Assumptions For Analyzing Insurer Capital Adequacy Using The Risk-Based Insurance Capital Model, June 7, 2010

Business And Financial Risk Matrix

Business risk profile	Financial risk profile							
	Excellent	Very Strong	Strong	Satisfactory	Fair	Marginal	Weak	Vulnerable
Excellent	aa+	aa	aa-	a+	a-	bbb	bb+	b+
Very Strong	aa	aa/aa-	aa-/a+	a+/a	a-/bbb+	bbb/bbb-	bb+/bb	b+
Strong	aa-/a+	a+/a	a/a-	a-/bbb+	bbb+/bbb	bbb-/bb+	bb/bb-	b+/b
Satisfactory	a	a/a-	a-/bbb+	bbb+/bbb	bbb/bbb-	bb+/bb	bb-/b+	b/b-
Fair	a-	a-/bbb+	bbb+/bbb	bbb/bbb-	bbb-/bb+	bb/bb-	b+/b	b-
Weak	bbb+/bbb	bbb/bbb-	bbb-/bb+	bb+/bb	bb/bb-	bb-/b+	b/b-	b-
Vulnerable	bbb-/bb+	bb+/bb	bb/bb-	bb-/b+	b+/b	b/b-	b-	b-

Note: Where table indicates two possible outcomes, we determine the anchor as follows: For financial risk profiles that we assess as satisfactory or stronger, we consider the relative strength of both the business risk and financial risk profiles within the cell. This is based on a holistic assessment of the relative strengths of the rating factors of the business risk profile and financial risk profile. For financial risk profiles that we assess as fair or weaker, we typically place more weight on the relative strength of the rating factors of the financial risk profile.

Ratings Detail (As Of November 8, 2023)***Sagicor Financial Co. Ltd.**

Issuer Credit Rating

Local Currency

BBB/Stable/--

Senior Unsecured

BBB

Domicile

Bermuda

*Unless otherwise noted, all ratings in this report are global scale ratings. S&P Global Ratings' credit ratings on the global scale are comparable across countries. S&P Global Ratings' credit ratings on a national scale are relative to obligors or obligations within that specific country. Issue and debt ratings could include debt guaranteed by another entity, and rated debt that an entity guarantees.

Copyright © 2023 by Standard & Poor's Financial Services LLC. All rights reserved.

No content (including ratings, credit-related analyses and data, valuations, model, software or other application or output therefrom) or any part thereof (Content) may be modified, reverse engineered, reproduced or distributed in any form by any means, or stored in a database or retrieval system, without the prior written permission of Standard & Poor's Financial Services LLC or its affiliates (collectively, S&P). The Content shall not be used for any unlawful or unauthorized purposes. S&P and any third-party providers, as well as their directors, officers, shareholders, employees or agents (collectively S&P Parties) do not guarantee the accuracy, completeness, timeliness or availability of the Content. S&P Parties are not responsible for any errors or omissions (negligent or otherwise), regardless of the cause, for the results obtained from the use of the Content, or for the security or maintenance of any data input by the user. The Content is provided on an "as is" basis. S&P PARTIES DISCLAIM ANY AND ALL EXPRESS OR IMPLIED WARRANTIES, INCLUDING, BUT NOT LIMITED TO, ANY WARRANTIES OF MERCHANTABILITY OR FITNESS FOR A PARTICULAR PURPOSE OR USE, FREEDOM FROM BUGS, SOFTWARE ERRORS OR DEFECTS, THAT THE CONTENT'S FUNCTIONING WILL BE UNINTERRUPTED OR THAT THE CONTENT WILL OPERATE WITH ANY SOFTWARE OR HARDWARE CONFIGURATION. In no event shall S&P Parties be liable to any party for any direct, indirect, incidental, exemplary, compensatory, punitive, special or consequential damages, costs, expenses, legal fees, or losses (including, without limitation, lost income or lost profits and opportunity costs or losses caused by negligence) in connection with any use of the Content even if advised of the possibility of such damages.

Credit-related and other analyses, including ratings, and statements in the Content are statements of opinion as of the date they are expressed and not statements of fact. S&P's opinions, analyses and rating acknowledgment decisions (described below) are not recommendations to purchase, hold, or sell any securities or to make any investment decisions, and do not address the suitability of any security. S&P assumes no obligation to update the Content following publication in any form or format. The Content should not be relied on and is not a substitute for the skill, judgment and experience of the user, its management, employees, advisors and/or clients when making investment and other business decisions. S&P does not act as a fiduciary or an investment advisor except where registered as such. While S&P has obtained information from sources it believes to be reliable, S&P does not perform an audit and undertakes no duty of due diligence or independent verification of any information it receives. Rating-related publications may be published for a variety of reasons that are not necessarily dependent on action by rating committees, including, but not limited to, the publication of a periodic update on a credit rating and related analyses.

To the extent that regulatory authorities allow a rating agency to acknowledge in one jurisdiction a rating issued in another jurisdiction for certain regulatory purposes, S&P reserves the right to assign, withdraw or suspend such acknowledgment at any time and in its sole discretion. S&P Parties disclaim any duty whatsoever arising out of the assignment, withdrawal or suspension of an acknowledgment as well as any liability for any damage alleged to have been suffered on account thereof.

S&P keeps certain activities of its business units separate from each other in order to preserve the independence and objectivity of their respective activities. As a result, certain business units of S&P may have information that is not available to other S&P business units. S&P has established policies and procedures to maintain the confidentiality of certain non-public information received in connection with each analytical process.

S&P may receive compensation for its ratings and certain analyses, normally from issuers or underwriters of securities or from obligors. S&P reserves the right to disseminate its opinions and analyses. S&P's public ratings and analyses are made available on its Web sites, www.spglobal.com/ratings (free of charge), and www.ratingsdirect.com (subscription), and may be distributed through other means, including via S&P publications and third-party redistributors. Additional information about our ratings fees is available at www.spglobal.com/usratingsfees.

STANDARD & POOR'S, S&P and RATINGSDIRECT are registered trademarks of Standard & Poor's Financial Services LLC.